

In this part you:

- **read** five sentences that each describe a word
- **write** five words, spelling them correctly (you see the first letter and the number of letters in each word)

Looking at word groups

- 1** Read the text. Peter, Jeff and Caroline want to spend a wonderful day together. Where should they go?

Peter likes playing computer games and watching DVDs on his laptop. He likes buying clothes too. But he enjoys swimming more than anything else. Jeff, who is Peter's best friend, likes sailing and being outside. He's a very good football player. Peter's sister is called Caroline. She loves calling her friends on her mobile, playing chess, walking by the sea and taking photos with her camera.

- A** the sports stadium **B** the beach **C** the shopping centre

Which of these places would you like to go to with your friends?

Vocabulary Singular, plural

- 2** Look at the questions below. Is each answer singular or plural? Underline the word that tells you (*this* or *these*). Then complete the answers.

Example You can look at this at the beach.

sea

- 1 You can wear this at the beach.

T-sh _ r t

- 2 You can eat this at the beach.

_ c _ cr _ _ m

- 3 You can read these at the beach.

m _ g _ z _ n _ s

- 4 You can play this at the beach.

v _ ll _ yb _ ll

- 5 You can find these at the beach.

sh _ ll _

- 6 You can drink this at the beach.

l _ m _ n _ d _

- 3** Complete these sentences about a trip to the beach with plural nouns.

Example I'm lucky! There are two beaches (beach) near my house.


- 1 Some (child) love making sandcastles on the beach.
- 2 You don't need to take these (watch) off when you go swimming.
- 3 How many (person) were flying kites on the beach today?
- 4 I read two wonderful (story) on the beach last week.
- 5 My favourite (hobby) are swimming and sailing.
- 6 My friends always take their (mobile) to the beach with them.

Tip! Answers are usually nouns in Part 6. Most of them are singular but some can be plural.

Remember!

To make a noun plural, we usually just add **-s** (*magazine, magazines; boy, boys*), but sometimes we have to add **-es** (*beach, beaches*) or **-ies** (*story, stories*).

Some plurals look very different (*foot, feet; child, children; person, people*).



4 These sentences describe things you can wear. Look at the underlined words. Complete the answers.

Tip! Underline important words in the description to help you find the answer.

Example Put this on your head in hot sunny weather.

hat

1 People wear these sometimes instead of trousers.

sh _ rt s

2 Some people wear these on their feet when they do sports.

tr _ _ n _ r _

3 You can wear this when you are in a swimming pool.

c _ st _ m _

4 Girls and women wear these instead of skirts and blouses.

dr _ ss _ s

5 You wear these on your legs and they are usually blue.

j _ _ ns

6 Put this on over your shirt if you get cold on a walk.

sw _ _ t _ r



5 These are all things you can eat or drink at a barbecue or picnic. Underline the words that help you find each answer, then complete the answers.

Example This is cold and sweet. Eat it quickly if you are in the sun!
ice c r e a m



1 People use green vegetables to make this cold food.

sa _ a _

2 Apples and bananas are examples of this.

f _ ui _

3 You can make this drink from oranges, for example.

jui _ e

4 Some people make these with bread and cheese.

sa _ _ _ i _ _ e _

5 This meat is hot and round and often eaten inside bread.

bu _ _ e _

6 This is usually round and has cheese and tomato on top.

pi _ _ a

6 Look at the picture and complete the descriptions.

Example This is an i s l a n d. The sea is all around this place.

1 These are t _ _ _ _ _ . You wear them on your feet.

2 This is s _ _ _ . It's usually yellow and you walk on it at the beach.

3 These are t _ _ _ _ . You need them to get dry again after a swim.


4 This is w _ _ _ _ . It's good to drink this when you are hot.

5 These are w _ _ _ _ _ _ _ . You need wind to make these move.

6 This is a r _ _ _ _ . You use it to hit a ball with.

7 These are c _ _ _ _ . They are white or grey and move slowly across the sky.

8 This is a m _ _ _ _ _ . It has lots of photos on its pages.



7 Read the puzzles and write the words.

Tip! Read the clue carefully before you choose your answers in Part 6.

1 There's a small screen and numbers and letters on this. It is small so you can carry it in your pocket. You can use it to talk to your friends or family.

Answer It's a m _ _ _ _ _

2 Some people like playing games on this. Lots of people use it to surf the internet. You can take it with you anywhere!

Answer It's a l _ _ _ _ _

3 These are like short letters, but you don't write them with a pencil. Some people write lots of these each day. If you want to send these, you need to know your friends' phone numbers.

Answer They are t _ _ _ m _ _ _ _ _

Vocabulary Double or single letters


Tip! Check the number of letters you need in Part 6 carefully. Do you need double or single letters?

o KET candidates often make spelling mistakes because they use double or single letters incorrectly.

8 Cross out the wrong spelling in each sentence.

Example If you want to go **swiming / swimming**, I know a great beach!

- 1 There's a *beautiful / beautifull* beach only two kilometres away.
- 2 You can have lunch or *diner / dinner* in the beach café there.
- 3 There's a small supermarket there *to / too* so we can even buy ice creams.
- 4 We can also buy sandwiches and cold drinks or any other *shopping / shoppng* that we need.
- 5 Let's go there *tommorrow / tomorrow*.
- 6 It's such a *wonderful / wonderfull* place! Bring your camera!



9 Look at ten words from this training section. Write the descriptions.

Example wear/this/head/when/sunny **hat** You can wear this on your head when it's sunny...

- | | | |
|---------------------------|-----------------|---------------|
| 1 phone/friends/this | mobile | You can |
| 2 wear/this/sea | costume | You can |
| 3 drink/this/when/thirsty | water | You can |
| 4 take/photos/this | camera | You can |
| 5 find/these/sand/sea | shells | You can |
| 6 play/tennis/this | racket | You can |
| 7 send/emails/this | laptop | You can |
| 8 read/these/books | stories | You can |
| 9 read/good articles/this | magazine | You can |
| 10 eat/this/when/hungry | burger | You can |

Questions 36 – 40

Read the descriptions of some things that people take to the beach. What is the word for each one?

The first letter is already there. There is one space for each other letter in the word.

For questions 36 – 40, write the words on your answer sheet.

Tips!

- Answers are usually singular, but some can be plural.
- Count the number of spaces for the missing letters carefully.
- You must spell the words correctly.

Example:

0 If you take this kind of computer to the beach, don't get sand in it!

l _ _ _ _ _

Answer:

0 laptop

36 You can make this with two pieces of bread and meat, salad or cheese.

s _ _ _ _ _

37 Some people wear these to help them read more easily.

g _ _ _ _ _

38 You use this to take photographs with.

c _ _ _ _ _

39 If you get wet after swimming, dry yourself with this.

t _ _ _ _

40 In very hot weather, some people wear these instead of trousers.

s _ _ _ _ _

Advice

37 **This** or **these**? Remember the double letter here!

40 **This** or **these**?

Test 1 Reading and Writing Part 6

Task type:

word completion – five definitions – five spellings. The first letter and the number of letters given.

Topic focus:

hobbies, clothes, food



Frequently misspelt words

8 Although these words are unlikely to be tested in Part 6, which generally tests nouns, it's useful to focus on some frequently misspelt words at KET level. Students cross out the wrong spelling in each pair. The key shows the correct spelling.

1 beautiful 2 dinner 3 too 4 shopping
5 tomorrow 6 wonderful

Further common double / single consonant spelling mistakes:

reaty / really, totaty / totally, finaty / finally, biger / bigger, cheaper / cheapper.

Teach students the following tips:

- In *today*, the *d* is not doubled. Likewise, the *m* is not doubled in *tomorrow*.
- Words ending in *-ful* never take a second *l* (*beautiful*, *wonderful*).
- Adverbs ending in *-ly* – if the adjective ends in *-l*, the end will be double l (*final + ly = finally*).

9 To revise some key vocabulary in this unit, students now write their own definitions using given key words.

Suggested answers

1 phone your friends with this 2 wear this in the sea 3 drink this when you are thirsty 4 take photos with this 5 find these on the sand and in the sea 6 play tennis with this 7 send emails with this 8 read these in books 9 read good articles in this 10 eat this when you are hungry

Training

- 1 Students read the text and decide where the friends should go. Students underline words which help them decide on their answer (**B** the beach). Ask students what they might take to the beach or do at the beach.
- 2 Students spot singular / plural clues in definitions and complete answers by inserting vowels and regular plural *-s* where necessary.

1 T-shirt 2 ice cream 3 magazines 4 volleyball
5 shells 6 lemonade

- 3 Students practise forming irregular plurals. Note the following spelling rules:
 - add *-es* after final *s*, *ss*, *sh*, *ch* (*buses*, *dresses*, *dishes*, *churches*)
 - if a vowel is before final *y*, add *-s* (*toys*, *days*, *toys*, *ways*)
 - if a consonant is before final *y*, remove *y*, add *-ies* (*stories*, *varieties*, *companies*, *libraries*).

1 children 2 watches 3 people
4 stories 5 hobbies 6 mobiles

- 4 Students find answers using key words in definitions. They check if a singular or plural form is needed then insert vowels to complete words.

1 shorts 2 trainers 3 costume
4 dresses 5 jeans 6 sweater

- 5 Students underline key words in definitions and insert consonants in both singular and plural answers.

1 salad 2 fruit 3 juice 4 sandwiches 5 burger 6 pizza

- 6 Students identify objects in the picture and write the answer to each definition. Only the first letter is given now as in the KET for Schools test.

1 trainers 2 sand 3 towels 4 water 5 windsurfers
6 racket 7 clouds 8 magazine

- 7 Students read a variety of more complex structures than they are likely to see in Part 6 definitions. They write the three answers.

1 mobile 2 laptop 3 text messages

Exam practice

Remind students of the three tips at the top of the page and look at the example together. Students underline the words in the texts that helped them find their answers. Note that all answers apart from 'glasses' have appeared or been practised in the exercises above.

36 sandwich 37 glasses 38 camera 39 towel 40 shorts

Extension

In pairs, students take turns to think of something to take to the beach. The student with the idea should spell the word to his/her partner before it is written down.

Repeat this exercise for things to take to a barbecue, to a party, to the mountains, to school. Students could also write a list of five or six things they might see in a town street, in a classroom, in a kitchen, in a field, in a hotel, in a sports centre, in a park, in a clothes shop, in a theatre, etc. Write suggestions on the board. Ask students: *What do you and your friends take to the beach with you? Think of six things.*